


## EMERGENCY LIGHTING LUMINAIRES – LED RINA-E



- SMD power LED application
- Long life-time (50.000 hours)
- Emergency lighting function by interruption of the unswitched phase
- Emergency lighting function in case of low-voltage
- 3 hours duration in case of emergency
- Status display with green LED
- Test switch
- High-temperature Ni-Cd battery cells
- Overcharge and deep discharge protection
- Polycarbonate case
- Recessed mounted
- Asymmetric lens
- Optional - Symmetric lens application
- Optional - Surface mounted application

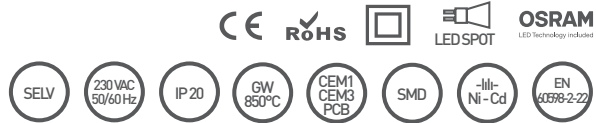
### MAINS DATA

PRODUCT CODE	BATTERY CAPACITY	RATED POWER (W) *	MAINS CURRENT (A) *	POWER FACTOR (PF)*	DIMENSIONS (mm)	WEIGHT (kg)	QTY in CARTON BOX
AA104-RINA-E/1W	3,6V / 900mAh	1,75	0,009	0,84	Spot: 100 x 100 x 25 Unit: 44 x 110 x 36	0,065 0,235	1
AA104-RINA-E/2W	3,6V / 1200mAh	1,80	0,009	0,84	Spot: 100 x 100 x 25 Unit: 44 x 110 x 36	0,065 0,235	1
AA104-RINA-E/3W	3,6V / 1800mAh	1,80	0,009	0,84	Spot: 100 x 100 x 25 Unit: 44 x 110 x 36	0,065 0,235	1
AA104-RINA-E/4W	3,6V / 2500mAh	1,80	0,009	0,84	Spot: 100 x 100 x 25 Unit: 44 x 110 x 36	0,065 0,235	1

\* Measured under 230 V mains.

### BATTERY DATA

VOLTAGE	CAPACITY	CELL TYPE	CELL SIZE (mm)	QTY OF CELLS	DIMENSIONS (mm)	WEIGHT (kg)
3,6V	900mAh	AA	15	3	15 x 153±3 x 15	0,085
3,6V	1200mAh	SC	23	3	23 x 129±3 x 23	0,150
3,6V	1800mAh	SC	23	3	23 x 129±3 x 23	0,150
3,6V	2500mAh	C	26	3	26 x 150±3 x 26	0,240



In accordance with EN 60598-1, EN 60598-2-22 standards.

### TECHNICAL DATA

SUPPLY VOLTAGE :	230 VAC 50/60 Hz	LIGHT SOURCE :	Power LED
AMBIENT TEMPERATURE (ta) :	0 °C ... +40 °C	DIFFUSER :	Symmetric / Asymmetric LENS
RATED DURATION :	3 h	PROTECTION CLASS :	IP 20
BATTERY CHARGING TIME :	24/48 h	INSULATION CLASS :	II
BATTERY TYPE :	3,6V Ni-Cd		

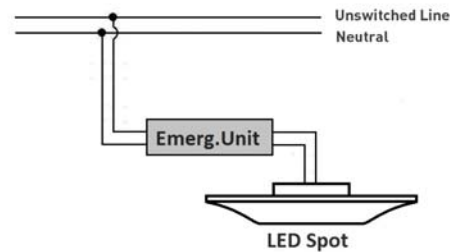
### PRODUCT LIST

PRODUCT CODE	RATED DURATION	OPERATING MODE*	LIGHT SOURCE	LIGHT INTENSITY on EMERGENCY**	TYPE of MOUNTING	BATTERY CHARGING TIME
AA104-RINA-E/1W	3 h	Non-Maintained	Power LED	- / 90 -> 65 lm	Recessed / Surface Mounted	24 h
AA104-RINA-E/2W	3 h	Non-Maintained	Power LED	- / 170 -> 125 lm	Recessed / Surface Mounted	48 h
AA104-RINA-E/3W	3 h	Non-Maintained	Power LED	- / 260 -> 195 lm	Recessed / Surface Mounted	48 h
AA104-RINA-E/4W	3 h	Non-Maintained	Power LED	- / 350 -> 260 lm	Recessed / Surface Mounted	48 h

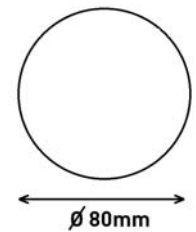
\* Non-maintained : Lights in case of the mains failure.

\*\* In lumen values, the larger value indicates the measurement in 60 seconds, the smaller value indicates the value at the end of 3 h.

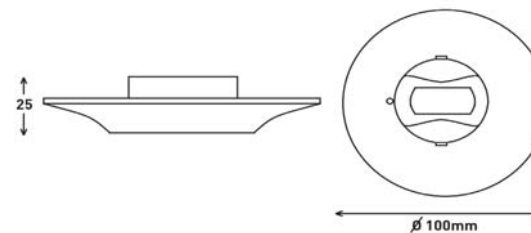
### WIRING DIAGRAM



### LED MOUNTING HOLE SIZE



### TECHNICAL DRAWING (LED SPOT)



### TECHNICAL DRAWING (EMERGENCY UNIT)

