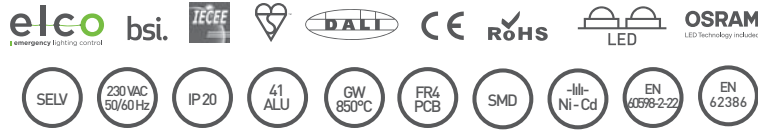




- Single- or double-sided
- Anodized aluminum case
- Polycarbonate side cover and hanger
- SMD LED application
- Status display with green and red LEDs
- Test switch
- Remote control and test with DALI interface
- High-temperature Ni-Cd battery cells
- Overcharge and deep discharge protection
- Transparent Plexiglas with screen printed
- Side lighting
- Ceiling mounted, ceiling recessed or wall mounted
- Optional - 110 VAC compatibility
- Optional - Metal hanger, hook or steel wire
- Optional - LiFePO4 or Ni-MH battery application



Please refer to "Pictogram Table" in Emergency Exit Luminaires Overview section of the catalogue for alternatives.



In accordance with EN 60598-1, EN 60598-2-22, EN 62386 standards.

TECHNICAL DATA

SUPPLY VOLTAGE :	230 VAC 50/60 Hz	SIGN DIMENSIONS :	151 x 285 mm
AMBIENT TEMPERATURE (ta) :	0 °C ... +40 °C	VIEWING DISTANCE :	25 m
RATED DURATION :	3 h	PROTECTION CLASS :	IP 20
BATTERY CHARGING TIME :	24 h	INSULATION CLASS :	I
BATTERY TYPE :	3,6 V Ni-Cd		

LED INDICATION FUNCTIONS

Permanent GREEN	Charge mode
Fast flashing GREEN (0,1s on - 0,1s off)	Function test
Slow flashing GREEN (1s on - 1s off)	Duration test
Permanent RED	Load failure
Slow flashing RED (1s on - 1s off)	Battery failure
Fast flashing RED (0,1s on - 0,1s off)	Charging failure
Double pulsing GREEN	Inhibit mode
Binary transmission of address via GREEN/RED	Addressing or identification
GREEN and RED off	Emergency mode

TEST SWITCH FUNCTIONS

Short press (<1s)	Starts the function test or terminate the all tests.
Long press (>5s)*	Starts the duration test.

* The battery must be 100% full before the duration test can be started.

PRODUCT CODE	RATED DURATION	OPERATING MODE*	LIGHT SOURCE	ROUTING MODE	TYPE OF MOUNTING
BYAL-L08/DALI-CY/SU	3 h	Maintained	12 x SMD LED	Double-sided	Surface Mounted - Plastic Hanger
BYAL-L08/DALI-CY/SUMA	3 h	Maintained	12 x SMD LED	Double-sided	Surface Mounted - Steel Wire
BYAL-L08/DALI-CY/MT	3 h	Maintained	12 x SMD LED	Double-sided	Surface Mounted - Metal Hanger
BYAL-L08/DALI-CY/SA	3 h	Maintained	12 x SMD LED	Double-sided	Recessed Mounted

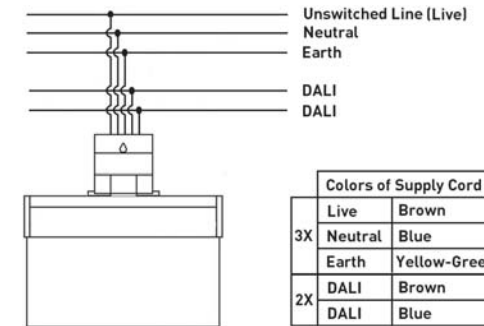
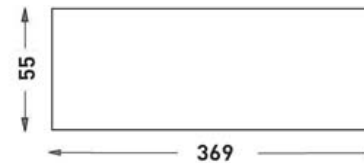
* Maintained: Lights on mains and stays alight in case of the mains failure.

MAINS DATA

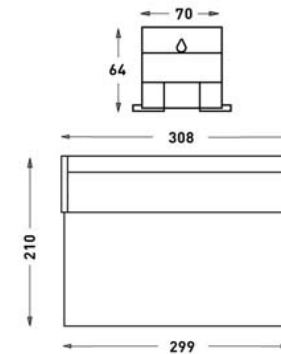
PRODUCT CODE	RATED POWER (W)*	MAINS CURRENT (A)*	POWER FACTOR (PF)*	DIMENSIONS (mm)	WEIGHT (kg)	QTY in CARTON BOX
BYAL-L08/DALI-CY/SU	4,82	0,032	0,63	40 x 304 x 235	0,700	1
BYAL-L08/DALI-CY/SUMA	4,82	0,032	0,63	40 x 304 x 235	0,700	1
BYAL-L08/DALI-CY/MT	4,82	0,032	0,63	40 x 304 x 235	0,700	1
BYAL-L08/DALI-CY/SA	4,82	0,032	0,63	102 x 372 x 235	1,255	1

* Measured under 230 V mains.

RECESSED MOUNTING HOLE SIZE



TECHNICAL DRAWING / SURFACE MOUNTED



TECHNICAL DRAWING / RECESSED MOUNTED

