




- Single- or double-sided
- Anodized aluminum case
- Polycarbonate side cover and hanger
- SMD LED application
- Charge and battery capacity status display with green LEDs
- Test switch
- High-temperature Ni-Cd battery cells
- Overcharge and deep discharge protection
- Transparent plexiglas with screen printed
- Side lighting
- Ceiling mounted, ceiling recessed or wall mounted
- Optional - 110 VAC compatibility
- Optional - Metal hanger, hook or steel wire



Please refer to "Pictogram Table" in Emergency Exit Luminaires Overview section of the catalogue for alternatives.



In accordance with EN 60598-1, EN 60598-2-22 standards.

TECHNICAL DATA

SUPPLY VOLTAGE :	230 VAC 50/60 Hz	SIGN DIMENSIONS :	151 x 285 mm
AMBIENT TEMPERATURE (ta) :	0 °C ... +40 °C	VIEWING DISTANCE :	25 m
RATED DURATION :	3 h	PROTECTION CLASS :	IP 20
BATTERY CHARGING TIME :	24 h	INSULATION CLASS :	I
BATARYA TİPİ:	3,6 V Ni-Cd		

CONTROL PANEL

- STATE: Charge Status LED . Indicates charging process of the battery.
- TEST: Test Button. Enables testing the product without mains cuts.

PRODUCT CODE	RATED DURATION	OPERATING MODE*	LIGHT SOURCE	ROUTING MODE	TYPE OF MOUNTING
BYAL-L08-CY/SU	3 h	Maintained	10 x SMD LED	Double-sided	Surface Mounted - Plastic Hanger
BYAL-L08-CY/SUMA	3 h	Maintained	10 x SMD LED	Double-sided	Surface Mounted - Steel Wire
BYAL-L08-CY/MT	3 h	Maintained	10 x SMD LED	Double-sided	Surface Mounted - Metal Hanger
BYAL-L08-CY/SA	3 h	Maintained	10 x SMD LED	Double-sided	Recessed Mounted

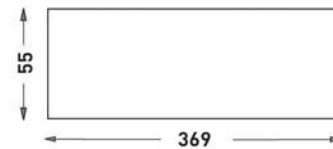
* Maintained: Lights on mains and stays aight in case of the mains failure.

MAINS DATA

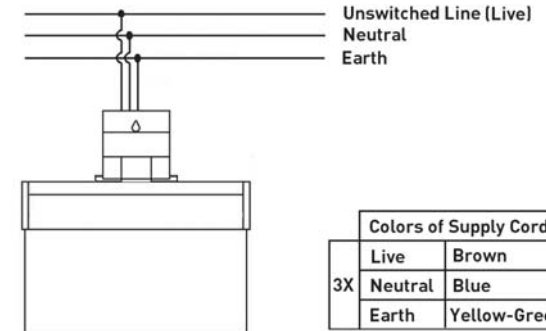
PRODUCT CODE	RATED POWER (W)*	MAINS CURRENT (A)*	POWER FACTOR (PF)*	DIMENSIONS (mm)	WEIGHT (kg)	QTY in CARTON BOX
BYAL-L08-CY/SU	4,87	0,035	0,61	40 x 304 x 235	0,700	1
BYAL-L08-CY/SUMA	4,87	0,035	0,61	40 x 304 x 235	0,700	1
BYAL-L08-CY/MT	4,87	0,035	0,61	40 x 304 x 235	0,700	1
BYAL-L08-CY/SA	4,87	0,035	0,61	102 x 372 x 235	1,255	1

* Measured under 230 V mains.

RECESSED MOUNTING HOLE SIZE



WIRING DIAGRAM



TECHNICAL DRAWING / SURFACE MOUNTED

TECHNICAL DRAWING / RECESSED MOUNTED

