

EMERGENCY LIGHTING LUMINAIRES SENSORLIGHT - LED MANTA LED / WELCO



Wireless communication, Wi-Fi (802.11 b/g/n)
Possible to access from anywhere in the world with cloud technology
Remote monitoring and testing with WELCO software
Indoor and outdoor use
Polycarbonate case
Soft lighting with sanded glass
Microwave radar sensor
Adjustable lighting duration
Adjustable night / day working mode
High energy saving with LED lighting
Long life-time (50.000 hours)
4000 K / 6500 K Color temperature
Emergency lighting function by interruption of the unswitched phase
3 hours duration in case of emergency
Status display with green and red LEDs
High-temperature Ni-Cd battery cells
Overcharge and deep discharge protection
Wall and ceiling mounted
Optional - 110 VAC compatibility
Optional - LiFePO4 or Ni-MH battery application
As battery kit, EMLUS-SLED/WELCO is used.

PRODUCT CODE*	RATED DURATION	OPERATING MODE**	LIGHT SOURCE	LIGHT INTENSITY on ENERGY/EMERGENCY	TYPE OF MOUNTING	BATTERY CHARGING TIME
AA105-MANTA-L6D/350/W3	3 h	Maintained	16 W / 3 W LED	1750 lm / 250 lm	Surface Mounted	24 h
AA105-MANTA-L6SD/350/W3	3 h	Sensor+Maintained	16 W / 3 W LED	1750 lm / 250 lm	Surface Mounted	24 h
AA105-MANTA-L6SD/500/W3	3 h	Sensor+Maintained	23 W / 3 W LED	2500 lm / 250 lm	Surface Mounted	24 h

* WELCO compatibility only in emergency mode

** Maintained: Lights on mains and stays alight in case of the mains failure. (With battery kit)

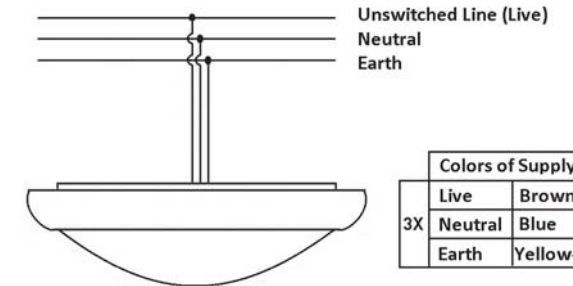
Sensor: Lights on mains through sensor

MAINS DATA

PRODUCT CODE	STAND-BY RATED POWER (W)*	RATED POWER (W)**	MAINS CURRENT (A)*	POWER FACTOR (PF)*	DIMENSIONS (mm)	WEIGHT (kg)	QTY in CARTON BOX
AA105-MANTA-L6D/350/W3	3,0	23,7	0,140	0,73	320 x 320 x 115	1,70	1
AA105-MANTA-L6SD/350/W3	3,7	25,2	0,169	0,64	320 x 320 x 115	1,75	1
AA105-MANTA-L6SD/500/W3	3,7	32,6	0,198	0,71	320 x 320 x 115	1,75	1

* Measured under 230 V mains.

WIRING DIAGRAM



In accordance with EN 60598-1, EN 60598-2-22, EN 62034 standards.

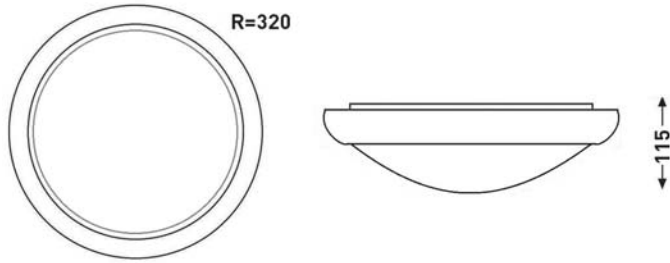
TECHNICAL DATA

SUPPLY VOLTAGE :	230 VAC 50/60 Hz	SENSOR TYPE :	Microwave Radar Sensor
AMBIENT TEMPERATURE (ta) :	-5 °C ... +40 °C	CASE MATERIAL :	Polycarbonate
RATED DURATION :	3 h	LIGHT SOURCE :	SMD LED
BATTERY CHARGING TIME :	24 h	PROTECTION CLASS :	IP 65
BATTERY TYPE :	3,6 V Ni-Cd	INSULATION CLASS :	I

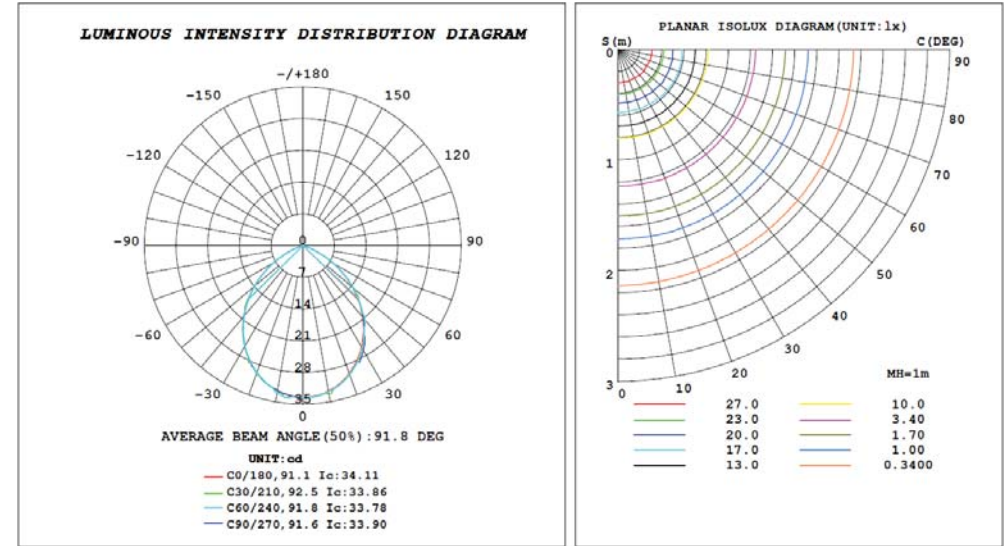
LED INDICATION FUNCTIONS

Permanent GREEN	Charge mode
Fast flashing GREEN (0,1s on - 0,1s off)	Function test
Slow flashing GREEN (1s on - 1s off)	Duration test
Permanent RED	Load failure
Slow flashing RED (1s on - 1s off)	Battery failure
Fast flashing RED (0,1s on - 0,1s off)	Charging failure
Double pulsing GREEN	Inhibit mode
Binary transmission of address via GREEN/RED	Addressing or identification
GREEN and RED off	Emergency mode

TECHNICAL DRAWING



LIGHT DISTRIBUTION CURVE



PHOTOMETRY DATA

Open Area (Anti-Panic) Lighting (for min. 0,5 lux)			Escape Route Lighting (for min. 1 lux)		
Mounting Height (m)	Distance Between Luminaire and Wall (m)	Distance Between Luminaires (m)	Mounting Height (m)	Distance Between Luminaire and Wall (m)	Distance Between Luminaires (m)
2,00	2,25	4,00	2,00	2,25	4,25
2,50	2,50	5,00	2,50	2,50	5,00
3,00	2,75	5,50	3,00	2,75	5,50
3,50	3,00	6,25	3,50	2,75	5,75
4,00	3,25	6,50	4,00	2,75	6,25