

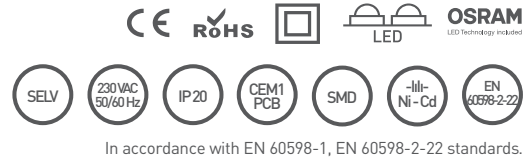
PRODUCT CODE	RATED POWER (W)*	MAINS CURRENT (A)*	DIMENSIONS (mm)	WEIGHT (kg)	QTY in CARTON BOX
BYPL05-CY/SU	1,2	0,155	40x264x255	0,330	1
BYPL05-CY/SA	1,2	0,155	92x325x210	0,700	1

* Measured under 230 V mains.

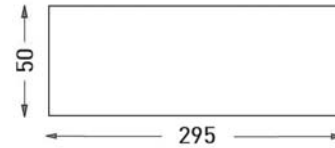


- Single- or double-sided
- Polycarbonate case and hanger
- SMD LED application
- Charge and battery capacity status display with green LED
- High-temperature Ni-Cd battery cells
- Overcharge and deep discharge protection
- Transparent plexiglas with screen printed
- Side lighting
- Ceiling mounted, ceiling recessed or wall mounted

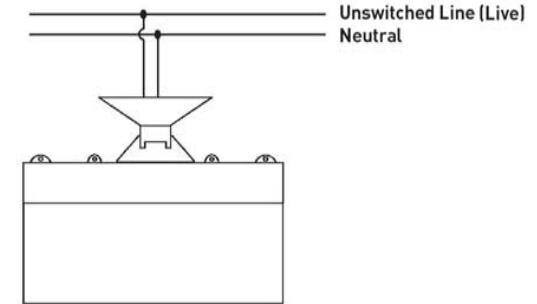
Please refer to "Pictogram Table" in Emergency Exit Luminaires Overview section of the catalogue for alternatives.



RECESSED MOUNTING HOLE SIZE

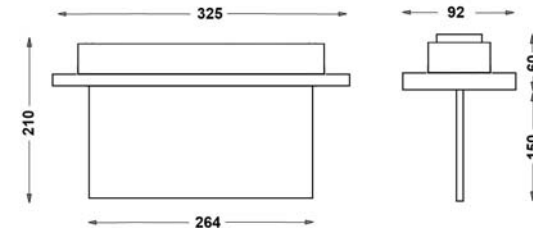
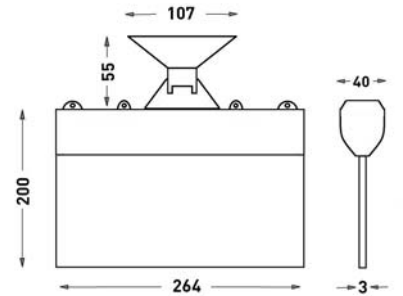


WIRING DIAGRAM



TECHNICAL DRAWING / SURFACE MOUNTED

TECHNICAL DRAWING / RECESSED MOUNTED



TECHNICAL DATA

SUPPLY VOLTAGE :	230 VAC 50/60 Hz	SIGN DIMENSIONS :	130 x 251 mm
AMBIENT TEMPERATURE (ta) :	0 °C ... +40 °C	VIEWING DISTANCE :	20 m
RATED DURATION :	3 h	PROTECTION CLASS :	IP 20
BATTERY CHARGING TIME :	24 h	INSULATION CLASS :	II
BATARYA TİPİ:	1,2 V Ni-Cd		

PRODUCT LIST

PRODUCT CODE	RATED DURATION	OPERATING MODE*	LIGHT SOURCE	ROUTING MODE	TYPE OF MOUNTING
BYPL05-CY/SU	3 h	Maintained	9 x SMD LED	Double-sided	Surface Mounted - Plastic Hanger
BYPL05-CY/SA	3 h	Maintained	9 x SMD LED	Double-sided	Recessed Mounted

* Maintained: Lights on mains and stays alight in case of the mains failure.